






# SUNCREDIBLE® *Helianthus*

LANDSCAPE    61-91cm (24-36") Vigor: 4  

These multiflora sunflowers check all the boxes of what today's consumers are looking for: easy and fun to grow, long blooming with little care, supports pollinating bees and butterflies, and deer resistant. Well-branched plants carry a multitude of blossoms that can be harvested for an extraordinary 16-18 weeks. Suncredible Yellow has demonstrated strong resistance to powdery mildew, allowing for easy production and extending its garden performance through the entire growing season.

### AWARD WINNERS – SUNCREDIBLE® *Helianthus*

174 Awards including: Best of the Best, University of Georgia; Top Performer, Michigan State University; Perfect Score All Season, Oregon State University; Top Performer, University of Guelph; Top Performer, University of Laval; Top Performer, Les Exceptionnelles

### Growing Tips for SUNCREDIBLE®

- Moderate to high light levels in production.
- Feed with 150-200ppm N
- Good air circulation, control of humidity and good sanitation practices are critical to producing healthy plants.
- Do not withhold moisture to control height; wilting will stunt the crop.
- Suncredible Yellow is a long day beneficial/facultative short day plant. Suncredible Saturn is long day beneficial.
- Treat with a preventative broad spectrum fungicidal drench at 1-2 weeks after transplant.
- In growing group BA (see page 129).

**Notes:** A hard pinch is required to improve branching and control vigor. For 8 flowering branches, wait until 6-7 nodes develop on the stem, then pinch the shoot tips leaving 4 nodes/8 leaves. For 4 flowering branches, pinch to 2 nodes/4 leaves. Repeated applications of lower level PGRs is better than using high rates less frequently. Drench with 2-3ppm Bonzi® or a tank mix of 5000ppm B-Nine® and 1000ppm Cycocel® 1-2 weeks after pinching. Repeat a 2-3ppm Bonzi drench at first sign of visible buds, then drench again with 2ppm Bonzi when the flowers are starting to crack their color to hold for finishing. Southern growers will need to use slightly higher PGR rates; add 1-2ppm to these rates.



SUNCREDIBLE® SATURN™  
*Helianthus* \*\*\* USPPAF Can/PBRAAF  
US Utility Patent Applied For

SUNCREDIBLE® Yellow  
*Helianthus* \*\*\* USPPAF Can/PBRAAF  
US Utility Patent Applied For

# HIPPO® *Hypoestes phyllostachya*

LANDSCAPE    41-56cm (16-22") Vigor: 2

Hypoestes got a makeover! This series of super-sized, vegetative varieties does what Snow Princess did to seed alyssum. They're big, bushy, and won't bolt into flower soon after planting since they were selected against flowering and seed set. Use them like you would a coleus, providing seasonlong color in combination containers and landscapes in part sun or shade. This is one versatile plant you can easily recommend to every gardener.

### AWARD WINNERS – HIPPO® *Hypoestes*

144 Awards including: Top Performer, University of Guelph; Excellent Rating, University Laval; Perfect Score All Season, Michigan State University; Consumer Favorite, Ohio State; Best of Breed, NC State

### Growing Tips for HIPPO®

- Prefers warmer production temperatures; avoid chilling.
- 150-200 ppm fertilizer for optimal growth.
- Do not use irrigation frequency to control plant size. Can be run a little dry, but drying to the point of wilt will cause leaf burn and drop.
- Adapts to any light level but sharp changes in light can stress plants and damage the foliage.
- In growing group CB (see page 129).

**Notes:** Pinch at 1-2 weeks after transplant if needed. Treat with preventative broad spectrum fungicidal drench 1-2 weeks after transplant. B-Nine may be used at 1500-2500ppm two weeks after transplant. Bonzi is also effective. Check manufacturer labels for approved rates and usage recommendations.



HIPPO® White *Hypoestes phyllostachya* 'G15180' USPP30505 Can/6536

HIPPO® Red *Hypoestes phyllostachya* 'G14158' USPP32914 Can/PBRAAF

HIPPO® Rose *Hypoestes phyllostachya* 'G14160' USPP29842 Can/6131

Collection  
Top Seller



# ROCKAPULCO® *Impatiens walleriana*

Rockapulco varieties feature unbeatable performance, plus the biggest, brightest, and most abundant flowers you'll find in double impatiens. Rockapulco varieties have excellent branching, uniformity, and a full range of color options, making them an ideal choice for premium containers.

**AWARD WINNERS – ROCKAPULCO® *Impatiens***  
83 Awards including: Leader of the Pack, North Carolina State; Prairie Star, Kansas State; Top Performer, Smithsonian

🌱🌞🌱 25-51cm (10-20") Vigor: 2

### Growing Tips for ROCKAPULCO®

- 100-150 ppm fertilizer for optimal growth.
- Requires moderate light intensity for optimal growth. Reduce light intensity when temperatures are high to prevent flower and leaf burning as well as bud drop.
- Apply Bonzi® (3-10 ppm) once or twice to control growth. Higher rates may be necessary in Southern production areas.
- Moderate drying of media will enhance flowering and control stretch. Too much drying can cause leaf scorch under high light.
- Leach periodically to keep salt levels in container low.
- In growing group BB (see page 129).

*Notes:* No pinching needed. Watch for thrips.



Collection Top Seller

ROCKAPULCO® Rose  
*Impatiens walleriana* <sup>Balokestop</sup> USPP13639



ROCKAPULCO® Red  
*Impatiens walleriana* <sup>Balfiedaled</sup> USPP16626 Can2549



ROCKAPULCO® White  
*Impatiens walleriana* <sup>BFP-7812</sup> USPP11365 Can0643



ROCKAPULCO® Wisteria  
*Impatiens walleriana* <sup>Balfiestarp</sup>



ROCKAPULCO® Appleblossom  
*Impatiens walleriana* <sup>Balfieplas</sup> USPP13637 Can1520



ROCKAPULCO® Tropical Shades  
*Impatiens walleriana* <sup>Balfiecoran</sup> USPP31904 CanPBRAF



Collection Top Seller

ROCKAPULCO® Coral Reef  
*Impatiens walleriana* <sup>Balcoree</sup> USPP22992



ROCKAPULCO® Purple  
*Impatiens walleriana* <sup>Balfieprim</sup> USPP18867 Can3361



BETH'S BLUE®  
*Isotoma axillaris*

# BETH'S BLUE® *Isotoma axillaris*

LANDSCAPE 🌱🌞🌱 25-36cm (10-14") Vigor: 2

This outstanding heat tolerant annual has long been popular for its unique star-shaped, blue lavender flowers and its interesting texture for containers and landscapes. Once vernalized, it puts on an airy show of blooms all season until frost.

### Growing Tips for BETH'S BLUE®

- Flowers heaviest when grown cool (45-55°F). Growing cooler will bulk up the plants and increase flower formation, however it will also increase production time.
- Beth's Blue liners must be vernalized for optimal spring production.
- Great for growing in cold greenhouses where blooming begins to peak when temperatures warm up.
- Display and sell in cool greenhouse areas or grow outside if possible. A great companion to other cool season crops.
- 150-200 ppm fertilizer for optimum growth.
- In growing group AB (see page 129).

*Notes:* Pinching is not necessary. Treat with a preventative broad spectrum fungicidal drench at 1-2 weeks after transplant. Scout crops regularly (at least once a week) for disease development. Water early in the day so foliage is dry by nightfall to decrease likelihood of disease.

**AWARD WINNER – BETH'S BLUE® *Isotoma***  
18 Awards including: Best Performer, Dallas Arboretum; Best of Breed, JC Raulston Arboretum



# SWEET CAROLINE UPSIDE™ *Ipomoea batatas* .91-1.83m (3-6') Vigor: 4

Climbing Ipomoea began as novel invention in the industry and has since been greatly improved. Our Upside varieties exhibit the best branching and habit of any in our trials, filling trellises fully with a robust mass of attractively dissected foliage. We recommend selling them in 1.0 Royale™ containers with a trellis for best display at retail and using them as a dramatic thriller in premium hanging basket recipes. These are consumer-friendly, low maintenance vines that thrive with little maintenance in full sun to part sun.

Sweet Caroline UPSIDE™ Black Coffee *Ipomoea batatas* \*\*\* USPPAF CanPBRAF  
Deep burgundy purple, dissected leaves are similar in shape to Sweet Caroline Raven™, growing quickly to form a robust twining or trailing mass.

Sweet Caroline UPSIDE™ Key Lime *Ipomoea batatas* \*\*\* USPPAF CanPBRAF  
Bright chartreuse foliage similar in shape to 'Sweet Caroline Light Green' scrambles quickly up trellises or hanging basket wires and trails several feet long.

**AWARD WINNERS – Sweet Caroline UPSIDE™ Ipomoea**

40 Awards including: Best in Show, University of TN-Jackson; Perfect Score, Texas Tech; Perfect Score, Iowa State University

**Growing Tips for Sweet Caroline UPSIDE™**

- Upright climber; supports or trellis will help this crop grow in the right direction.
- 150-200 ppm N
- This crop loves the heat and humidity. For the fastest crops, keep production temperatures over 70°F and keep fertility levels fairly high.
- Good air circulation, control of humidity, and good sanitation practices are critical.
- Good water management practices are critical to healthy plant growth.
- In growing group CC (see page 129).

**Notes:** Treat with a preventative broad spectrum fungicidal drench 1-2 weeks after transplant. Scout crops regularly (at least once a week) for disease development. Scout for aphids, thrips and spider mites.



Trellis available for co-ex and injection containers produced by HC/Dillen.



Sweet Caroline UPSIDE™ Key Lime *Ipomoea*



Sweet Caroline UPSIDE™ Black Coffee *Ipomoea*

# SAFARI® *Jamesbrittenia* 15-30cm (6-12") Vigor: 2

Expand your options for mounded to trailing plants for hanging baskets and upright container recipes with this unique genus which is a relative of *Sutera*. It handles heat and humidity far better and delivers a stronger summer performance. In our trials, we were able to easily produce full, healthy liners with no rooting issues and had no trouble with powdery or downy mildew. Well-drained soil is important, so we recommend growing *Jamesbrittenia* in containers rather than landscapes.

**SAFARI® DUSK™ *Jamesbrittenia* \*\*\* USPPAF CanPBRAF**

A color expansion for the series, this new cultivar bears glitzy purple blooms with a gold eye on mounded to trailing stems. It complements the lighter lilac purple flowers of Safari Sky and the color-shifting Safari Dawn, whose blossoms transition through rose pink and lavender shades while displaying a prominent yellow eye. New this year.

**Growing Tips for SAFARI®**

- Grow in high light with good air circulation. Avoid moisture settling on the foliage when light levels are low; excessive moisture can lead to Botrytis and mildews.
- Avoid overwatering, especially early in the crop cycle. Can be run a little dry but not to the point of wilt which will cause leaf burn.
- 150-200ppm fertilizer
- Cooler growing conditions and higher light quality can be used to manipulate final plant size but be mindful of disease potential if doing so.
- In growing group BB (see page 129).

**Notes:** Pinch the liner 1-2 weeks after transplant if needed; for pots larger than 6" and for hanging baskets, make a second soft pinch and trim around the edge of the container just prior to hanging. If required, daminozide applied at 500 ppm is effective. Treat with a preventative broad spectrum fungicidal drench 1-2 weeks after transplant. Scout regularly for aphids and whitefly which can be problematic.

**AWARD WINNERS – SAFARI® *Jamesbrittenia***

19 Awards including: Top Performer, University of Guelph; Top Performer, University of Laval; Top Performer, Les Exceptionelles; Perfect Score, Oregon State University; Best of Breed, NC State



SAFARI® DUSK™ *Jamesbrittenia* \*\*\* USPPAF CanPBRAF

SAFARI® Sky *Jamesbrittenia*™ INJAMSASKY™ USPP34114 CanPBRAF

SAFARI® Dawn *Jamesbrittenia*™ INJAMSADAW™ USPP34115 CanPBRAF



# LUSCIOUS® *Lantana camara*



One of the most reliable recommendations you can make for customers looking for sun, heat and drought tolerant flowers that attract pollinators. Fragrant Luscious Lantana are rock stars in the landscape and add seasonlong color to window boxes, patio pots and hanging baskets.

Choose Luscious Royale varieties for their smaller size that fits easily into any container as a monoculture or paired with other medium vigor varieties. Choose standard Luscious varieties for full-sized, mega flower power. All our Lantanas set little to no seed and are daylength neutral.

### Growing Tips for LUSCIOUS®

- 150-250 ppm fertilizer for optimal growth.
- High light in production is essential.
- Warm and slightly dry conditions after transplanting speeds root in and growth.
- Use caution with Florel®, as it can cause leaf drop and leaf curl.
- For best results, northern growers may want to order first shipments in mid-spring when temperatures and light levels rise. Cold and wet conditions can double crop time.
- In growing group CB (see page 129).

**Notes:** For all sizes of containers, pinch the liner 1-2 weeks after transplant; for containers larger than 6" and for hanging baskets, trim around the edge of the container as needed prior to spacing or hanging of the baskets. PGRs should not be needed. Winter flowering occurs in Sunbelt states. Luscious Marmalade may require a second pinch for shaping.

Luscious Grape is a true trailing variety. This may require an additional pinch to fill out 4-5" containers. Crop time will be about 2 weeks longer than others in the series and can be shortened by increasing the number of liners per container.

### AWARD WINNERS – LUSCIOUS® *Lantana*

562 Awards including: Top Performer, Michigan State; Leader of the Pack, North Carolina State; Top Pick, Missouri Botanic Garden; Outstanding Rating, Disney Trials; Top Performer, University of Delaware; Best Overall Impression, Oregon State University; Top Performer, University of Guelph

### Luscious Comparison Chart

Variety Name	Vigor	Habit	Height	In Combos
<b>Basket Tange glow™</b>	2	Mounded Trailing	30-66 cm (12-26")	Yes, with any
<b>Berry Blend™</b>	3	Mounding	51-76 cm (20-30")	Yes, with vigorous companions
<b>Citron™</b>	3	Mounding	51-76 cm (20-30")	Yes, with vigorous companions
<b>Citrus Blend™</b>	3	Mounding	51-76 cm (20-30")	Yes, with vigorous companions
<b>Goldengate™</b>	3	Mounding	51-76 cm (20-30")	Yes, with vigorous companions
<b>Grape</b>	2	Trailing	25-36 cm (10-14")	Yes, with any
<b>Marmalade</b>	3	Mounding	51-76 cm (20-30")	Yes, with vigorous companions
<b>Pinkberry Blend™</b>	3	Mounding	51-76 cm (20-30")	Yes, with vigorous companions
<b>Royale Cosmo</b>	2	Upright Globe	30-66 cm (12-26")	Due to habit, mix with trailing plants
<b>Royale Lemon Tart™</b>	2	Upright Globe	30-66 cm (12-26")	Due to habit, mix with trailing plants
<b>Royale Piña Colada</b>	2	Upright Globe	30-66 cm (12-26")	Due to habit, mix with trailing plants
<b>Royale Red Zone™</b>	2	Upright Globe	30-66 cm (12-26")	Due to habit, mix with trailing plants



LUSCIOUS® Basket TANGEGLOW™  
*Lantana camara* \*\*\* USPPAF Can/PBRAAF



LUSCIOUS® Royale RED ZONE™  
*Lantana camara* UF-1013-1' USPP33116 Can/PBRAAF



LUSCIOUS® GOLDENGATE™  
*Lantana camara* \*\*\* USPPAF Can/PBRAAF



LUSCIOUS® BERRY BLEND™  
*Lantana camara* LAN 876 USPP23919 Can/905



LUSCIOUS® Royale LEMON TART™  
*Lantana camara* \*\*\* USPPAF Can/PBRAAF



LUSCIOUS® PINKBERRY BLEND™  
*Lantana camara* \*\*\* USPPAF Can/PBRAAF



LUSCIOUS® CITRUS BLEND™  
*Lantana camara* 'Balandusbi' USPP22018 Can/6530



# LUSCIOUS® *Lantana camara*



Collection  
Top Seller



LUSCIOUS® Royale Piña Colada  
*Lantana camara* <sup>LAN2004</sup> USPP24641 Can4647

LUSCIOUS® Royale Cosmo  
*Lantana camara* <sup>DLAN1ANG5</sup> USPP30592 Can6077



LUSCIOUS® Marmalade  
*Lantana camara* <sup>G12-166</sup> USPP27378 Can5309



LUSCIOUS® CITRON™  
*Lantana camara* <sup>Ballany177</sup> USPP22829 CanPBRAF



LUSCIOUS® Grape  
*Lantana montevidensis* <sup>Robwpur</sup> USPP19357 Can3637

# LAGUNA® *Lobelia erinus*



Bred to take the summer heat better than typical lobelias, these varieties are compact yet full, semi-upright plants covered in true blue, violet or white, self-cleaning blossoms. They are ideal low maintenance plants for hanging baskets, window boxes, combination containers, and landscapes.

### AWARD WINNERS – LAGUNA® *Lobelia*

45 Awards including: Best of the Best, University of Georgia; Best of Species, Penn State; Leader of the Pack, North Carolina State; Top Performer, Calgary Zoo and Botanic Garden; Gold Medal, University of Illinois Master Gardeners; Top Performer, Longwood Gardens; Consumer Choice, University of Florida - Fort Lauderdale; Top Performer, Les Exceptionelles

### Growing Tips for LAGUNA®

- Preventive fungicides are recommended one week after transplanting.
- Grow cool with good air circulation once established.
- Requires high light in production and higher light and longer days to flower early.
- Needs 150-200 ppm fertilizer for optimal growth.
- In growing group BB (see page 129).

### Notes:

For all sizes of containers, pinch the liner 1-2 weeks after transplant; for containers larger than 6" and for hanging baskets, trim around the edge of the container as needed prior to spacing or hanging of the baskets. 5-10 ppm Sumagic® spray is effective, if needed.



LAGUNA® CLOUD WHITE™  
*Lobelia erinus* <sup>WNLOACLWH</sup> USPP34159 CanPBRAF



Top 50

LAGUNA® Sky Blue  
*Lobelia erinus* <sup>WNLOLASKBL</sup> USPP32655 CanPBRAF



LAGUNA® ULTRAVIOLET™  
*Lobelia erinus* <sup>\*\*\*</sup> USPP27338 CanPBRAF

LAGUNA® Dark Blue  
*Lobelia erinus* <sup>USL080901</sup> USPP27338 Can4076

LAGUNA® Compact Blue with Eye  
*Lobelia erinus* <sup>\*\*\*</sup> USPPAF CanPBRAF



# PRINCESS and KNIGHT *Lobularia*



Our collection of vegetative, heat tolerant *Lobularia* is exceptional in terms of habit, blooms, fragrance, and vigor choices. The Princess varieties are big, showy bloomers that are well-matched with other vigorous growers, while the Knights are more restrained and pair well with medium-vigor plants. All form trailing mounds of fragrant blooms from spring through fall without deadheading.

## Growing Tips for PRINCESS AND KNIGHT

- Requires high light in production.
- Take care not to hang above plants that are sensitive to petal drop since *Lobularia* tends to shed.
- Grow cool for best results, but growing too cold can cause purpling of the foliage.
- Very fast and vigorous grower.
- Needs 150-200 ppm fertilizer for optimal growth.
- In growing group AC (see page 129).

**Notes:** For all sizes of containers, pinch the liner 1-2 weeks after transplant; for containers larger than 6" and for hanging baskets, trim around the edge of the container as needed prior to spacing or hanging of the baskets.

**Blushing Princess:** Color is enhanced with brighter light and cooler temperatures. Growers in low light or warm houses can expect some fading of color intensity, but plants darken quickly once outside.

If you are used to growing Snow Princess and needing PGRs to control growth, reduce your PGR level for Blushing Princess, and grow your first crops of Violet Knight and White Knight with minimal PGRs.

## AWARD WINNERS – Princess and Knight *Lobularia*

336 Awards including: Excellent Rating, Boerner Botanical Garden, Milwaukee, Wisconsin; Outstanding Rating, Disney Trials; Top Performer, Cornell University; Top Performer, University Laval; Top Performer, Cornell University; Top Performer, Les Exceptionnelles



Top 50

SNOW PRINCESS®  
*Lobularia* <sup>INLBUJLUPR</sup> USPP21594 Can4189  
25-41cm (10-16")

BLUSHING PRINCESS®  
*Lobularia* <sup>INLBUJLUPR</sup> USPP24516 Can4779  
25-41cm (10-16")

WHITE KNIGHT®  
*Lobularia* <sup>INLBUJLUPR</sup> USPP25210 Can4780  
20-30cm (8-12")

VIOLET KNIGHT®  
*Lobularia* <sup>INLBUJLUPR</sup> USPP34303 CanPBRAF  
20-30cm (8-12")

## Lobularia Comparison Chart

Variety name	Vigor	Color	Foliage	In Combos
Snow Princess®	4	White	Dark green	Only with the most vigorous companion plants
Blushing Princess®	4	White-lavender	Medium green	With vigorous companion plants
White Knight®	3	White	Medium green	With half the vigor of Snow Princess, it is a better companion for less vigorous plants
Violet Knight®	3	Purple	Medium green	Vigor between White Knight and Blushing Princess, it is a better companion for less vigorous plants

# GOLDDUST® *Mecardonia*



This true yellow *Mecardonia* flowers 6 weeks earlier than others. GoldDust's blooms are significantly smaller but far more plentiful than other *Mecardonia*. This beauty loves the heat.

## Growing Tips for GOLDDUST®

- Requires high light in production.
- 150-200 ppm fertilizer for optimal growth.
- Proper water management is critical.
- In growing group CB (see page 129).

**Notes:** No pinch necessary. For hanging baskets and containers larger than 6", trim around container edge just prior to hanging.

## AWARD WINNER – GOLDDUST® *Mecardonia*

58 Awards including: Excellent Rating, Disney Trials; Top Performer, University of Wisconsin; Gardener's Choice, University of Florida; Top Performer, The Oregon Garden; Top Performer, Cornell University



GOLDDUST® *Mecardonia* <sup>USMeca8205</sup> USPP22871 Can4383

# Bluebird *Nemesia fruticans*



An essential annual for spring color bowls, window boxes and landscapes, this cold tolerant annual knows how to start the season off right. Its rich blue, clove-scented blossoms do not require deadheading for continuous bloom. Bluebird's habit is sturdy, compact and well-branched. It has exhibited excellent heat tolerance, blooming well into the summer months.

## Growing Tips for Bluebird

- Preventive fungicides are recommended one week after transplant.
- Florel® at 500 ppm is effective at increasing branching.
- Sumagic® at 5 ppm and cold temperatures are effective at controlling growth.
- Requires 150-200 ppm fertilizer for optimal growth.
- In growing group AA (see page 129).

**Notes:** For all sizes of containers, pinch the liner 1-2 weeks after transplant; for containers larger than 6" and for hanging baskets, trim around the edge of the container as needed prior to spacing or hanging of the baskets.

## AWARD WINNER – Bluebird *Nemesia*

5 Awards including: Top Performer, Michigan State; Best of Breed for Winter, North Carolina State, JC Raulston Arboretum; Superior Rating, Penn State; Top Performer, Ohio State; Best of the Best, University of Georgia



Bluebird *Nemesia fruticans* <sup>Hubbird</sup> USPP12014 Can1634



# AROMANCE® *Nemesia fruticans*

🌱 🌞 🌿 25-46cm (10-18") Vigor: 2

Look to our Aromance line of Nemesia to provide intense fragrance to your spring color bowls and baskets, cash 'n carry containers and early season lineup. Their large, showy flowers appear early and persist through summer thanks to greatly improved heat tolerance and an ability to handle summer rains with ease.

### Growing Tips for AROMANCE®

- Provide high light levels in production.
- Feed with 150-200ppm N.
- Good water management practices are critical to healthy plant growth.
- A 500ppm application of Florel is effective at increasing branching. It can also be used to schedule flowering; flowers will appear 4 weeks after application.
- In growing group AA (see page 129).

*Notes:* Removing buds and flowers at transplant isn't necessary but can be beneficial. Treat with a preventative broad spectrum fungicidal drench 1-2 weeks after transplant. Pinch liners 1-2 weeks after transplant if needed. A 5ppm application of Sumagic® and cold temperatures can be used to control growth.

### AWARD WINNER – AROMANCE® *Nemesia*

47 Awards including: Perfect Score All Season, Oregon State University; Best Nemesia, Penn State; Leader of the Pack, JC Raulston Arboretum



AROMANCE® Pink  
*Nemesia fruticans* <sup>1</sup>INNEMAROPT<sup>1</sup> USPP22656 Can6544



AROMANCE® MULBERRY™  
*Nemesia fruticans* <sup>1</sup>INNEMMULBE<sup>1</sup> USPPAF CanPBRAF



SUNSATIA® Lemon  
*Nemesia* <sup>1</sup>INRAIGOLDTWO<sup>1</sup> USPP23062 Can4345

# SUNSATIA® *Nemesia* 🌱 🌞 🌿 15-25cm (6-10") Vigor: 2

This is the collection that epitomizes the art and science of plant breeding. Very showy and dramatic in borders, hanging baskets, and containers. All varieties have a full, attractive habit and are ideal for early spring. Sunsatia are exceptionally cold tolerant and incredibly colorful.

### SUNSATIA® Coconut Improved *Nemesia* <sup>1</sup>\*\*\*\* USPPAF CanPBRAF

Amped up flower power, improved heat tolerance and more persistent color through the season are the key features of this improved white flowering nemesia. Its denser habit makes it a great match for Sunsatia Cranberry Red. An excellent pansy replacement or companion for spring and fall sales. Improved this year.

### AWARD WINNERS – SUNSATIA® *Nemesia*

15 Awards including: Excellent Rating, Disney Trials; Consumer Top Choice, Cornell-Long Island



SUNSATIA® Coconut Improved  
*Nemesia* <sup>1</sup>\*\*\*\* USPPAF CanCBRAF



SUNSATIA® Cranberry Red  
*Nemesia* <sup>1</sup>INNEMCRARE<sup>1</sup> USPP32657 Can6545



SUNSATIA® BLOOD ORANGE™  
*Nemesia* <sup>1</sup>INNEMBLORA<sup>1</sup> USPP28355 Can5506  
🌿 10-14"

### Growing Tips for SUNSATIA®

- Grow these plants on the dry side.
- Preventive fungicides are recommended 1 week after transplant.
- High light is required in production.
- Air circulation, proper water management, and good soil porosity are critical.
- Use well-drained media only.
- Requires 150-200 ppm fertilizer for optimal growth.
- In growing group AA (see page 129).

*Notes:* For all sizes of containers, pinch the liner 1-2 weeks after transplant; for containers larger than 6" and for hanging baskets, trim around the edge of the container as needed prior to spacing or hanging of the baskets. Cold temperatures will also control growth. Sensitive to pythium, phytophthora, and thielaviopsis. Rhapsody and other copper-based fungicides are effective as a preventative application.



# BRIGHT LIGHTS™ *Osteospermum*

LANDSCAPE    20-30cm (8-12") Vigor: 2

Selected for their nestled branching and fuller, uniform habit that doesn't open up, these are some of the easiest *Osteospermum* to produce. Dual cold and heat tolerance results in a long sales window from spring into fall and through the winter in sunbelt states.

## AWARD WINNERS – BRIGHT LIGHTS™ *Osteospermum*

97 Awards including: Top Performer, Jardin Daniel A. Seguin; Top Performer, Penn State; Top Performer, University of Guelph; Top Performer, University Laval; Visitor's Choice, Missouri Botanic Garden

### Growing Tips for BRIGHT LIGHTS™

- Treat with a preventative broad spectrum fungicidal drench 1-2 weeks after transplant.
- Good air circulation, control of humidity, and good sanitation are critical to crop success.
- Cooler temperatures and high light in production are essential for spring bud set and branching.
- Use 150-200 ppm fertilizer.
- In growing group AB (see page 129).

**Notes:** Removing the buds and flowers at transplant isn't necessary but can be beneficial.



Collection Top Seller

BRIGHT LIGHTS™ Red  
*Osteospermum*\*\*\* USPPAF Can/PBRAAF



BRIGHT LIGHTS™ HORIZON™  
Sunset *Osteospermum*\*\*\* USPPAF Can/PBRAAF



BRIGHT LIGHTS™ White  
*Osteospermum* <sup>KLEOE17329</sup> Can/PBRAAF



Collection Top Seller

BRIGHT LIGHTS™ Double Moonglow  
*Osteospermum* <sup>KLEOE17309</sup>  
US Utility US38759646  
and US3040792



BRIGHT LIGHTS™ Yellow  
*Osteospermum* <sup>INOSTYEL0W</sup> USPP29021 Can/6044



BRIGHT LIGHTS™ Pink  
*Osteospermum* <sup>INOSTEPINK</sup> USPP30834 Can/6283



BRIGHT LIGHTS™ Purple  
*Osteospermum* <sup>INOSTBLPUR</sup> USPP32642 Can/PBRAAF

# AMAZEL BASIL® *Ocimum*

LANDSCAPE   Vigor: 4

The gold standard in vegetatively produced, downy mildew resistant basil. Very large, vigorous, well-branched plants reach harvestable size quickly, remain in a vegetative state longer, and set sterile seed. The very best basil we've ever tried.

### Growing Tips for AMAZEL BASIL®

- 150-200 ppm N for optimal growth.
- Pinch floral buds during early plant establishment to promote vegetative growth.
- Grow under high light conditions with good air circulation.
- Avoid temperatures below 40°F.
- Good water management practices are critical to healthy growth; avoid late day overhead watering.
- Employ good sanitation practices including keeping the greenhouse clean, eliminating weeds and debris, keeping hose-ends off the floor, and disinfecting equipment as often as possible.
- Scout for thrips and botrytis.
- In growing group BC (see page 129).

### AWARD WINNER – AMAZEL BASIL® *Ocimum*

55 Awards including: Top Performer, University of Guelph; Best of Show, University of Tennessee-Jackson; Perfect Score, Michigan State University; Top Performer, Oregon State University; Top Performer, Les Exceptionnelles



AMAZEL BASIL® *Ocimum* <sup>UF16-23-2</sup> USPP30917 Can/PBRAAF  
51-91cm (20-36")



# CHARMED® Wine

## *Oxalis triangularis*

🌱 15-41cm (6-16") Vigor: 1

Here's a plant you can grow and sell in multiple displays including St. Patrick's Day, shade collections and as an indoor plant for sunny windowsills. Violet purple, shamrock-shaped leaves form a restrained mound topped with pale pink flowers all season. Easy to mix with other low to medium vigor plants in window boxes and patio pots, and looks great in 4.25 Grande™ containers.

### Growing Tips for CHARMED® Wine

- Prefers warmer production temperatures.
- Warm and slightly dry conditions after transplanting speeds root in and growth.
- Light shade is best for optimal growth.
- Shear back if petioles become too long due to low light conditions.
- Use 150-200 ppm fertilizer for optimal growth.
- In growing group BB (see page 129).

**Notes:** To schedule for St. Patrick's Day, plan on a 4-6 week crop, and supplemental lighting may be needed to keep plant compact for Northern growers. Pinching not needed. PGRs not needed.

### AWARD WINNER – CHARMED® Wine *Oxalis*

2 Awards: Arboretum Approved, Dallas Arboretum; Best of Species, Penn State

IMPROVED

# BOLDLY® *Pelargonium*

LANDSCAPE 🌱 🌞 🌿 25-30cm (10-12") Vigor: 3

Geraniums are a consumer favorite, offering bold beauty and strong garden performance. The Boldly series includes interspecific varieties that are a cross between zonal and ivy geraniums. They exhibit more zonal than ivy traits, with a mounded trailing habit and exceptional heat tolerance.

### BOLDLY® White Improved *Pelargonium* \*\*\* USPPAF CanPBRAF

This essential white geranium is getting an upgrade this year with new double blooms that deliver a strong show of color in container recipes and Grandes. Improved supply will help ensure timely delivery to growers and retailers. Improved this year.

### Growing Tips for BOLDLY®

- 200-250 ppm fertilizer for optimal growth.
- Requires high light in production.
- Pinching should not be necessary. Apply Cycocel at 750 to 1,000 ppm as needed.
- Apply 350 ppm of Florel® once or twice. First application should be applied 10 to 14 days after transplant. Repeat 5 to 8 days later, if desired. Applications should be stopped 6 to 7 weeks before desired sell date.
- Geraniums are sensitive to iron and magnesium toxicity; soil pH maintained above 6.0 will limit problems.
- In growing group BC (see page 129).

**Notes:** Treat with preventative broad-spectrum fungicidal drench one week after transplant. Scout crops regularly for disease development. Good air circulation, control of humidity, and good sanitation practices are critical.

### AWARD WINNERS – BOLDLY® *Pelargonium*

84 Awards including: Top Performer, Kansas State; Plant of Merit, University of Georgia; Leader of the Pack, North Carolina State; Top Performer, University of Minnesota



BOLDLY® Lavender Rose  
*Pelargonium* \*PE020002\* USPP23404 Can4632



BOLDLY® White Improved  
*Pelargonium* \*\*\* USPPAF CanPBRAF



BOLDLY® Coral  
*Pelargonium* \*P2305\* USPPAF CanPBRAF



BOLDLY® Hot Pink  
*Pelargonium* \*P2533\* USPPAF CanPBRAF



CHARMED® Wine  
*Oxalis triangularis* \*JROXBURWV\* USPP17557 Can2949



BOLDLY® Dark Red  
*Pelargonium* \*Amri Tread\* USPP20245 Can3728



# SUNSTAR® *Pentas lanceolata*

LANDSCAPE 🌱 🪴 🌞 🌧️ 46-56cm (18-22") Vigor: 2 🦋 🦋

Sunstar® represents a breakthrough line of genetics for Pentas that have retained their heat tolerance for Southern growers but are also now easier to produce in the North, even without supplemental lighting. Extra-large flower clusters nearly the size of hydrangea blossoms top the well-branched plants which fill 4.25 Grande™ containers fully.

Sunstar Pentas have excellent summer durability, powering through high heat and humidity, and make ideal bedding plants in the South. Since they are produced vegetatively, their flowering performance far exceeds that of seed Pentas. *Sobkovich only*

### AWARD WINNERS – SUNSTAR® Pentas

103 Awards including: Perfect Score All Season, University of Tennessee; Top 10 for Summer, JC Raulston Arboretum; Top Performer, University of Minnesota

### Growing Tips for SUNSTAR®

- Requires high light in production.
- Feed with 100-150ppm N. Calcium and nitrate-based fertilizers help maintain a pH above 6.2. Avoid ammonia-based and acidifying fertilizers in production.
- Peak blooming occurs under long days.
- Good air circulation, control of humidity, good water management practices and proper sanitation are critical to producing healthy plants.
- In growing group CC (see page 129).

**Notes:** Treat with a preventative broad spectrum fungicidal drench 1-2 weeks after transplant. PGR sprays can be used to control height. Use 2500-5000ppm B-Nine®, 750-1000ppm Cycocel® or 5-10ppm Bonzi®. Scout crop at least once per week for disease development.



SUNSTAR® Lavender  
*Pentas lanceolata* PEZZ0001\* USPP25943 Can4939



SUNSTAR® Red  
*Pentas lanceolata* PEZZ0004\* USPP26359 Can4942

Collection  
Top Seller



SUNSTAR® Pink  
*Pentas lanceolata* \*\*\*\* USPPAF CanPBRAF



SUNSTAR® Rose  
*Pentas lanceolata* PEZZ0003\* USPP25942 Can4941

# SUPERTUNIA® *Petunia*

LANDSCAPE 🌱 🪴 🌞 🌧️ 10-30cm (4-12") all Vigor: 3 except Giant Pink and Supertunia Vista®: Vigor: 4

### The Best Petunia. Period.

For incredible color and season-long performance, choose Supertunia. Whether you're using them to create extraordinary hanging baskets, upright combos or in landscapes, you can expect an exceptional show of color from planting until frost. Supertunias are self-cleaning – no deadheading necessary – and grow with remarkable vigor, petal substance and disease resistance. You won't find a more outstanding petunia.

### SUPERTUNIA® BERMUDA BEACH® Improved *Petunia* \*\*\*\* USPPAF CanPBRAF

We've upgraded this longtime favorite in our Supertunia line by improving its coral pink flower color and garden performance as well as refining our stock. These changes will help it move through the supply chain smoothly, delivering reliable and consistent liners to growers. Improved this year.

### SUPERTUNIA® HOOPLA™ VIVID ORCHID™ *Petunia* \*\*\*\* USPPAF CanPBRAF

Finally, a patterned variety that meets Supertunia standards for seasonlong garden performance and superior flower quality! The best picotee-patterned petunia we've trialed in years, selected for its vigorous, well-branched habit and consistent, bold color pattern. Vivid orchid purple flowers with a bright white edge are produced abundantly all season without deadheading. New this year.



SUPERTUNIA® BERMUDA BEACH®  
Improved *Petunia* \*\*\* USPPAF CanPBRAF  
10-30cm (4-12")



SUPERTUNIA® SAFFRON FINCH™  
*Petunia* \*\*\* USPPAF CanPBRAF  
10-30cm (4-12")



SUPERTUNIA® HOOPLA™ VIVID ORCHID™  
*Petunia* \*\* USPPAF CanPBRAF  
10-30cm (4-12")

### SUPERTUNIA® SAFFRON FINCH™ *Petunia* 'Balcobees' USPP32448

Blooming all season in trending shades of sunny yellow, this new Supertunia fills out containers beautifully with its full, well-branched, rounded habit. The flowers are more intense yellow than Supertunia Limoncello®, but they may transition to creamy yellow in warmer climates. A vigorous, mounded trailing habit helps it mix well with other medium to high vigor varieties in recipes. New this year.

### SUPERTUNIA MINI VISTA® Sweet Sangria *Petunia* \*\*\*\* USPPAF CanPBRAF

Replacing Supertunia Mini Vista Sangria this year, this stable new cultivar bears larger, brighter fuchsia pink flowers earlier in the spring. A great match for others in this popular series. Due to its globe-shaped habit, this selection makes pristine mono containers and is a star in landscapes. New this year.

### SUPERTUNIA MINI VISTA® Ultramarine *Petunia* \*\*\*\* USPPAF CanPBRAF

If you're a fan of Supertunia Royal Velvet®, you'll love this new cultivar which mirrors its color but in a compact Supertunia Mini Vista form. Its flowers are smaller than a standard Supertunia but are extremely plentiful, blanketing the attractive, densely branched canopy in color from spring into fall without deadheading. New this year.

NEW

IMPROVED























ANNUAL COLLECTION



# SUPERTUNIA® *Petunia*

LANDSCAPE 10-30cm (4-12") all Vigor: 3 except Giant Pink and Supertunia Vista®: Vigor: 4

## Supertunia®







 <b>Top 50</b> 	 <b>Top 50</b>	 <b>Top 50</b>	 <b>Top 5</b>	 <b>Top 5</b>
<b>SUPERTUNIA® BERMUDA BEACH®</b> <i>Petunia</i> <sup>Improved</sup> <sup>***</sup> USPPAF CanPBRAF	<b>SUPERTUNIA® BLACK CHERRY®</b> <i>Petunia</i> <sup>USTUN3003</sup> <sup>USPP27312</sup> <sup>Can5279</sup> <sup>Utility Patent 7642436B2</sup>	<b>SUPERTUNIA® Blue Skies</b> <i>Petunia</i> <sup>XL1117mut1</sup> <sup>USPP30947</sup> <sup>Can6285</sup>	<b>SUPERTUNIA® Blue Veined</b> <i>Petunia</i> <sup>Conblue</sup> <sup>USPP13543</sup> <sup>Can1605</sup>	<b>SUPERTUNIA® BORDEAUX™</b> <i>Petunia</i> <sup>Lambor</sup> <sup>USPP16144</sup> <sup>Can2532</sup>
 <b>Top 50</b>	 <b>Top 50</b>	 <b>Top 50</b>	 <b>Top 50</b>	 <b>Top 50</b>
<b>SUPERTUNIA® Giant Pink</b> <i>Petunia</i> <sup>USTUN153</sup> <sup>USPP14856</sup> <sup>Can1934</sup>	<b>SUPERTUNIA® HONEY™</b> <i>Petunia</i> <sup>DCAS303</sup> <sup>USPP26888</sup> <sup>Utility Patent 7642436B2</sup>	<b>SUPERTUNIA® LATTE™</b> <i>Petunia</i> <sup>Kerlatte</sup> <sup>USPP28069</sup> <sup>Can5508</sup>	<b>SUPERTUNIA® LIMONCELLO®</b> <i>Petunia</i> <sup>Pactvel</sup> <sup>USPP23282</sup>	<b>SUPERTUNIA® LOVIE DOVIE™</b> <i>Petunia</i> <sup>BBTUN81601</sup> <sup>USPP29663</sup> <sup>Can6056</sup>
 <b>Top 50</b>	 <b>Top 50</b>	 <b>Top 5</b>	 <b>Top 50</b>	 <b>Top 50</b>
<b>SUPERTUNIA® Persimmon</b> <i>Petunia</i> <sup>***</sup> <sup>USPPAF</sup> <sup>CanPBRAF</sup>	<b>SUPERTUNIA® PICASSO IN PURPLE®</b> <i>Petunia</i> <sup>DCASPTIYAX</sup> <sup>USPP27989</sup> <sup>CanPBRAF</sup>	<b>SUPERTUNIA® Priscilla</b> <i>Petunia</i> <sup>Xeripiro</sup> <sup>USPPAF</sup> <sup>CanPBRAF</sup>	<b>SUPERTUNIA® RASPBERRY RUSH™</b> <i>Petunia</i> <sup>BBTUN81801M2</sup> <sup>USPP32641</sup> <sup>Can6552</sup>	<b>SUPERTUNIA® Really Red</b> <i>Petunia</i> <sup>Sunremi</sup> <sup>USPP16803</sup> <sup>Can2838</sup>
 <b>Top 50</b>	 <b>Top 50</b>	 <b>Top 5</b>	 <b>Top 50</b>	 <b>NEW</b>
<b>SUPERTUNIA® Rose Veined</b> <i>Petunia</i> <sup>USTUN53402</sup> <sup>USPP27390</sup> <sup>Can5280</sup>	<b>SUPERTUNIA® ROYAL MAGENTA®</b> <i>Petunia</i> <sup>INPETROYMA</sup> <sup>USPP29811</sup> <sup>Can6045</sup>	<b>SUPERTUNIA® ROYAL VELVET®</b> <i>Petunia</i> <sup>BBTUN10102</sup> <sup>USPP32688</sup> <sup>CanPBRAF</sup>	<b>SUPERTUNIA® Sharon</b> <i>Petunia</i> <sup>BBTUN22503</sup> <sup>USPP2913</sup> <sup>Can6551</sup>	<b>SUPERTUNIA® SAFFRON FINCH™</b> <i>Petunia</i> <sup>Balcobees</sup> <sup>USPP32448</sup>
 <b>Top 50</b>				
<b>SUPERTUNIA® Silver</b> <i>Petunia</i> <sup>Petwibv</sup> <sup>USPP17247</sup> <sup>Can2594</sup>				

NEW

IMPROVED

ANNUAL COLLECTION

## Supertunia Vista®

 <b>Top 5</b>	 <b>Top 50</b>	 <b>Top 50</b>
<b>SUPERTUNIA VISTA® BUBBLEGUM®</b> <i>Petunia</i> <sup>USTUN6001</sup> <sup>USPP17730</sup> <sup>Can2871</sup>	<b>SUPERTUNIA VISTA® Fuchsia</b> <i>Petunia</i> <sup>BHTUN65301</sup> <sup>USPP28457</sup> <sup>Can5785</sup>	<b>SUPERTUNIA VISTA® JAZZBERRY®</b> <i>Petunia</i> <sup>WINPESVJAZ</sup> <sup>USPP34152</sup> <sup>CanPBRAF</sup>
 <b>Top 50</b>	 <b>Top 50</b>	 <b>Top 50</b>
<b>SUPERTUNIA VISTA® Paradise</b> <i>Petunia</i> <sup>BBTUN88901</sup> <sup>USPP30965</sup> <sup>Can6294</sup>	<b>SUPERTUNIA VISTA® Silverberry</b> <i>Petunia</i> <sup>USTUN60-01</sup> <sup>USPP20903</sup> <sup>Can3866</sup>	<b>SUPERTUNIA VISTA® SNOWDRIFT™</b> <i>Petunia</i> <sup>BBTUN04401</sup> <sup>USPP32687</sup> <sup>Can6550</sup>

## Supertunia® Hoopla™

 <b>NEW</b>
<b>SUPERTUNIA® HOOPLA™ VIVID ORCHID™</b> <i>Petunia</i> <sup>***</sup> <sup>USPPAF</sup> <sup>CanPBRAF</sup>

## Supertunia Mini Vista®

 <b>Top 50</b>	 <b>Top 50</b>	 <b>Top 50</b>	
<b>SUPERTUNIA MINI VISTA® Hot Pink</b> <i>Petunia</i> <sup>USTUNJ2401M</sup> <sup>USPP29664</sup> <sup>Can6057</sup>	<b>SUPERTUNIA MINI VISTA® Indigo</b> <i>Petunia</i> <sup>BBTUN93201</sup> <sup>USPP38278</sup> <sup>CanPBRAF</sup>	<b>SUPERTUNIA MINI VISTA® Midnight</b> <i>Petunia</i> <sup>***</sup> <sup>USPPAF</sup> <sup>CanPBRAF</sup>	
 <b>Top 50</b>	 <b>Top 50</b>	 <b>NEW</b>	 <b>NEW</b>
<b>SUPERTUNIA MINI VISTA® Pink Star</b> <i>Petunia</i> <sup>USTUNJ2401M</sup> <sup>USPP29664</sup> <sup>Can6057</sup>	<b>SUPERTUNIA MINI VISTA® Scarlet</b> <i>Petunia</i> <sup>***</sup> <sup>USPPAF</sup> <sup>CanPBRAF</sup>	<b>SUPERTUNIA MINI VISTA® Sweet Sangria</b> <i>Petunia</i> <sup>***</sup> <sup>USPPAF</sup> <sup>CanPBRAF</sup>	<b>SUPERTUNIA MINI VISTA® Ultramarine</b> <i>Petunia</i> <sup>***</sup> <sup>USPPAF</sup> <sup>CanPBRAF</sup>
 <b>Top 50</b>	 <b>Top 50</b>	 <b>Top 50</b>	
<b>SUPERTUNIA MINI VISTA® Violet Star</b> <i>Petunia</i> <sup>USTUNJ1901</sup> <sup>USPP28051</sup> <sup>Can5516</sup>	<b>SUPERTUNIA MINI VISTA® White</b> <i>Petunia</i> <sup>USTUN87002</sup> <sup>USPP30833</sup> <sup>Can6295</sup>	<b>SUPERTUNIA MINI VISTA® Yellow</b> <i>Petunia</i> <sup>***</sup> <sup>USPPAF</sup> <sup>CanPBRAF</sup>	



# SUPERTUNIA MINI VISTA® *Petunia*

LANDSCAPE 15-30cm (6-12") Vigor: 3

For reliable, durable color in landscapes and containers, choose Supertunia Mini Vista. More compact and smaller flowered than standard Supertunia Vista petunias, they grow vigorously and bloom early, forming a dense blanket of color in landscapes. Their tightly branched, ball-shaped habit is picture perfect in 4.25 Grande containers.

NEW



SUPERTUNIA MINI VISTA® Sweet Sangria  
*Petunia* \*\*\* USPPAF Can/PBRAAF

SUPERTUNIA MINI VISTA® Ultramarine  
*Petunia* \*\*\* USPPAF Can/PBRAAF

SUPERTUNIA MINI VISTA® Yellow  
*Petunia* \*\*\* USPPAF Can/PBRAAF

SUPERTUNIA MINI VISTA® Midnight  
*Petunia* \*\*\* USPPAF Can/PBRAAF

SUPERTUNIA MINI VISTA® Scarlet  
*Petunia* \*\*\* USPPAF Can/PBRAAF

SUPERTUNIA MINI VISTA® White  
*Petunia* <sup>1</sup>USTUN87002<sup>2</sup> USPPAF Can/6295

# SUPERTUNIA VISTA® *Petunia*

LANDSCAPE 30-61cm (12-24") Vigor: 4

**The best petunia for landscapes. Hands down.**

Supertunia Vista varieties deliver an outstanding performance over the entire season, lasting an extra month in southern states and well into fall in moderate climates. They are bred to flower earlier, grow taller and wider, and grow more vigorously than other Supertunia. Vista Bubblegum has become a legend in its own time, and the other Vistas are well-matched too.



SUPERTUNIA VISTA® BUBBLEGUM®  
*Petunia* <sup>1</sup>USTIN6001<sup>2</sup> USPP17730 Can/2871

SUPERTUNIA VISTA® Fuchsia  
*Petunia* <sup>1</sup>BHTUN65301<sup>2</sup> USPP28457 Can/5785

SUPERTUNIA VISTA® SNOWDRIFT™  
*Petunia* <sup>1</sup>BHTUN4401<sup>2</sup> USPP32687 Can/6550

SUPERTUNIA VISTA® JAZZBERRY®  
*Petunia* <sup>1</sup>WINPESUJAZ<sup>2</sup> USPP34152 Can/PBRAAF

SUPERTUNIA VISTA® Paradise  
*Petunia* <sup>1</sup>BHTUN98901<sup>2</sup> USPP30965 Can/6294

SUPERTUNIA VISTA® Silverberry  
*Petunia* <sup>1</sup>USTUNI60-01<sup>2</sup> USPP20903 Can/3866

ANNUAL COLLECTION





In landscape above: SUPERTUNIA MINI VISTA® Violet Star *Petunia*, SUPERTUNIA MINI VISTA® Indigo *Petunia*, SUPERTUNIA MINI VISTA® Scarlet *Petunia* and ROCKIN® Deep Purple *Salvia*

### AWARD WINNERS – SUPERTUNIA®

2054 Awards including: Top Performer, Missouri Botanical Garden; Excellent Rating, Boerner Botanical Garden, Milwaukee, Wisconsin; Outstanding Rating, Disney Trials; Top Performer, Oregon State University; Top Performer, University of Laval; Top Performer, Les Exceptionelles

### Growing Tips for SUPERTUNIA®

- Requires high light in production.
- 250+ ppm fertilizer. Watch pH and EC levels.
- All “veined” petunias are more sensitive to cold. Keep above 50° F (10° C).
- Day-length neutral varieties need less PGRs. Cold temperatures also control growth.
- Yellow growth tips often indicate an iron shortage in response to too high pH.

- Black Cherry has above average vigor and flowers early. Grow as bright as possible, space plants well, provide good air movement and avoid high humidity. Grow cool with 65-68°F days and 55-60°F nights. Regular applications of PGRs will help to keep plants more compact and will hold them longer.
- In growing group AA (see page 129).

*Notes:* For all sizes of containers, pinch the liner 1–2 weeks after transplant; for containers larger than 6” and for hanging baskets, trim around the edge of the container as needed prior to spacing or hanging of the baskets. 10-15 ppm Sumagic® spray or 1-3 ppm Bonzi® drench are effective at controlling growth. Apply as needed.

	Habit	Recommended Use	Sun-Shade Tolerance
<b>Supertunia®</b>	Mounded Trailing Height: 10-30cm (4-12") Trailing: 76-91cm (30-36")	4.50 Classic™, 4.25 Grande™, and 1.0 GL Royale™, Hanging baskets, upright containers, landscape	Full sun to part sun Facultative long day
<b>Supertunia Mini Vista®</b>	Mounded Trailing Height: 15-30cm (6-12") Trailing: 61cm (24")	4.50 Classic™, 4.25 Grande™, and 1.0 GL Royale™ Hanging baskets, upright containers and mixed containers with other vigorous varieties, landscape	Full sun to part sun Facultative long day
<b>Supertunia Vista®</b>	Mounded Trailing Height: 30-61cm (12-24") Trailing: 91cm (36")	4.50 Classic™, 4.25 Grande™, and 1.0 GL Royale™, Hanging baskets, upright containers, best Supertunia® for landscape	Full sun to part sun Early to flower
<b>Supertunia® Giant Pink</b>	Mounded Trailing Height: 15-30cm (6-12") Trailing: 91cm (36")	4.50 Classic™, 4.25 Grande™, and 1.0 GL Royale™ from Supernova, hanging baskets, upright containers with other vigorous varieties, landscape	Best under long days as late crop, Full sun
<b>Supertunia® Charm</b>	Mounded Trailing Height: 15-30cm (6-12") Trailing: 61cm (24")	4.50 Classic™, 4.25 Grande™, and 1.0 GL Royale™ Hanging baskets, upright containers and mixed containers with other vigorous varieties	Best under long days Full sun

## Supertunia Photoperiod Response

An independent trial conducted in a controlled environment revealed the following timing for Supertunia *Petunia*. It is applicable for growers worldwide.

### Flowers best over 12 hours (Facultative Long-day Response)

- Supertunia Vista® Bubblegum®
- Supertunia Vista® Snowdrift™
- Supertunia® Blue Skies
- Supertunia® Daybreak Charm
- Supertunia® Really Red
- Supertunia® Royal Magenta®
- Supertunia® Sharon
- Supertunia Vista® Silverberry
- Supertunia Vista® Jazzberry®
- Supertunia Vista® Fuchsia
- Supertunia® Limoncello®
- Supertunia® Lovie Dovie™
- Supertunia® Royal Velvet®
- Supertunia® Saffron Finch™
- Supertunia® Bermuda Beach® Improved
- Supertunia Mini Vista® Sweet Sangria
- Supertunia Mini Vista® Ultramarine
- Supertunia Vista® Paradise
- Supertunia® Hoopla™ Vivid Orchid™
- Supertunia® Priscilla
- Supertunia Mini Vista® Pink Star
- Supertunia Mini Vista® White
- Supertunia Mini Vista® Yellow
- Supertunia Mini Vista® Midnight
- Supertunia Mini Vista® Scarlet
- Supertunia® Blue Veined
- Supertunia® Persimmon
- Supertunia® Rose Veined
- Supertunia® Silver
- Supertunia® Giant Pink
- Supertunia® Honey™
- Supertunia Mini Vista® Indigo
- Supertunia® Latte™
- Supertunia® Picasso in Purple®
- Supertunia® Raspberry Rush™
- Supertunia® Black Cherry®
- Supertunia Mini Vista® Hot Pink
- Supertunia Mini Vista® Violet Star
- Supertunia® Bordeaux™

## Top-selling Supertunia

Supertunia continue to be our most popular line of plants – here’s how they rank in terms of liners sold in Canada.

- Supertunia Vista® Bubblegum®
- Supertunia® Bordeaux™
- Supertunia® Royal Velvet®
- Supertunia Vista® Fuchsia
- Supertunia Vista® Silverberry
- Supertunia Vista® Jazzberry®
- Supertunia Vista® Snowdrift™
- Supertunia Mini Vista® White
- Supertunia® Royal Magenta®
- Supertunia Mini Vista® Indigo
- Supertunia® Persimmon™
- Supertunia® Black Cherry®
- Supertunia® Really Red
- Supertunia Mini Vista® Yellow
- Supertunia Mini Vista® Violet Star
- Supertunia Mini Vista® Midnight
- Supertunia Vista® Paradise
- Supertunia® Bermuda Beach® Improved
- Supertunia® Latte™
- Supertunia® Honey™
- Supertunia® Limoncello®
- Supertunia Mini Vista® Scarlet
- Supertunia® Raspberry Rush™
- Supertunia® Blue Veined
- Supertunia® Lovie Dovie™
- Supertunia Mini Vista® Pink Star
- Supertunia Mini Vista® Hot Pink
- Supertunia® Priscilla
- Supertunia® Picasso in Purple®
- Supertunia® Rose Veined
- Supertunia® Blue Skies
- Supertunia® Daybreak Charm
- Supertunia® Silver
- Supertunia® Giant Pink
- Supertunia® Sharon



# MOJAVE® *Portulaca umbraticola*

LANDSCAPE    10-20cm (4-8")  Vigor: 2

Capitalize on the succulent trend by offering these colorful flowering cultivars that bloom all summer without deadheading. Large, vivid blossoms that attract pollinators are held above the foliage on trailing stems. Use them in hanging baskets, upright containers and landscapes where they make a drought tolerant groundcover.

## Growing Tips for MOJAVE®

- Grow on the dry side to help naturally control growth.
- 100-150 ppm fertilizer for optimum growth.
- Red leaf margins can indicate over-fertilization or extremely high light levels.
- When holding at cool temperatures, be sure to maintain temperatures no lower than 50°F to avoid leaf drop. Some red coloration on leaf margins may appear with cool temperatures. Under cool holding conditions, soil should be dry rather than moderate.
- In growing group BC (see page 129).

**Notes:** Pinch at 1-2 weeks after transplant if needed. Treat with a preventative broad spectrum fungicidal drench at 1-2 weeks after transplant. Scout crops regularly (at least once a week) for disease development. Good air circulation, control of humidity, and good sanitation practices are critical.

## AWARD WINNERS – MOJAVE® *Portulaca*

179 Awards including: Top Performer, Dallas Arboretum; Top Performer, Penn State; People's Pick, Texas A&M; Top Performer, Michigan State University; Top Performer, Missouri Botanic Garden



MOJAVE® Yellow  
*Portulaca umbraticola* \*\*\* USPPAF CanPBRAF



MOJAVE® Red  
*Portulaca umbraticola* PDR 16000 USPP2053 CanPBRAF



MOJAVE® Tangerine  
*Portulaca umbraticola* DPAZ15 USPP23243




MOJAVE® Pink  
*Portulaca umbraticola*



MOJAVE® Fuchsia  
*Portulaca umbraticola* DORMOJAFU USPP32614 CanPBRAF

# INTENSIA® *Phlox*

LANDSCAPE    25-41cm (10-16")  Vigor: 2

Heat, drought, and humidity tolerance, sweet fragrance, and rich colors have earned this series a stack of awards – and a special place in the hearts of gardeners everywhere. Intensia grow from early spring through autumn and are wonderful mid-height plants for your premium hanging baskets and containers.

## Have You Had Trouble Growing Intensia?

Intensia prefers being dry, and normal greenhouse procedure is to never let the plant dry out. So a good rule of thumb with this plant is that when you think it's ready to be watered, wait a day.

## AWARD WINNERS – INTENSIA® *Phlox*

78 Awards including: Top Pick, Dallas Arboretum; Superior Rating, Disney; Best of the Best, University of Georgia; Exceptional Performer, University of Florida; Best of Species, Penn State

## Growing Tips for INTENSIA®

- Requires heat and high light for optimal growth.
- Order for mid-spring production.
- Proper air movement, water management, and good soil porosity are critical.
- Water lightly at planting. Grow warm until roots are established and then grow cool.
- 200-300 ppm fertilizer. When actively growing, increased fertilizer applications may be necessary.
- Can be finished for prime spring season in mixed containers. Mono baskets and small containers can be produced from mid-spring on, if grown properly.
- A preventative fungicidal drench should be done one week after transplant.
- In growing group AB (see page 129).

**Notes:** For all sizes of containers, pinch the liner 1-2 weeks after transplant; for containers larger than 6" and for hanging baskets, trim around the edge of the container as needed prior to spacing or hanging of the baskets. 5-10 ppm Sumagic® is effective. Cool temperatures are also an effective growth regulator.



INTENSIA® Red Hot  
*Phlox drummondii* Dphlox911 USPP28127 Can5500



INTENSIA® White  
*Phlox drummondii* DPHLOX866 USPP28185 Can5499



INTENSIA® Blueberry  
*Phlox* USPLX6306 USPP21646 Can4144



# SUNBINI®

## *Sanvitalia procumbens*

LANDSCAPE    15-30cm (6-12") Vigor: 2

This heat and drought tolerant annual has a similar application as Blue My Mind® Evolvulus in monoculture containers and low maintenance landscape plantings. It blooms freely without the need for deadheading or shaping the whole the season. This improved cultivar features 30% larger, golden yellow blossoms which are produced prolifically and are attractive to pollinating bees.

### Growing Tips for SUNBINI®

- High light is essential.
- 100-150 ppm fertilizer for optimal growth.
- Production time decreases when light and temperatures are optimal.
- Grow lean, warm, and dry for best results.
- Do not use any fungicides containing Azole, such as Banrot® and Truban®, as they will stunt the plants.
- In growing group BB (see page 129).

**Notes:** For all sizes of containers, pinch the liner 1-2 weeks after transplant; for containers larger than 6" and for hanging baskets, trim around the edge of the container as needed prior to spacing or hanging of the baskets. No PGRs needed. Plants are sensitive to Sumagic® but 2500 ppm B-9 is effective if needed.

### AWARD WINNER – SUNBINI® *Sanvitalia*

15 Awards including: Top Performer, Michigan State; Top Performer, Penn State; Best Varieties, Colorado State University



SUNBINI® *Sanvitalia procumbens*™ DSANTALG® USPP32696 Can/PBRAAF

# LEMON CORAL®

## *Sedum mexicanum*

LANDSCAPE    8-25cm (3-10") Zones 7-11 Vigor: 2

A tough as nails filler for hanging baskets, troughs, combination containers and landscapes, this beautifully textured succulent is very vigorous and drought tolerant. Its lime green to chartreuse foliage pairs well with other vigorous sun loving varieties.

### Growing Tips for LEMON CORAL®

- High light levels are required in production.
- Grow in dry to lightly moist soil. Plants are heat and drought tolerant once established.
- 100-150 ppm fertilizer for optimum growth.
- Good air circulation, water management practices, control of humidity, and good sanitation practices are critical.
- In growing group BB (see page 129).

**Notes:** No pinching needed. Naturally forms a very dense mat of lime green foliage. Treat with a preventative broad spectrum fungicidal drench at 1-2 weeks after transplant. Scout crops regularly (at least once a week) for disease development.

### AWARD WINNER – LEMON CORAL® *Sedum*

46 Awards including: Top Performer, Colorado State University; Best Drought Tolerant, Tennessee State University; Top Performer, Texas A&M



LEMON CORAL® *Sedum mexicanum*

# UNPLUGGED® *Salvia*

LANDSCAPE       Vigor: 2

More compact than our Rockin® salvias, these unique varieties are scaled to pair with other medium vigor varieties in container recipes and also deliver a stellar landscape performance. The flowers appear prolifically on well-proportioned plants, tolerating summer heat and humidity with ease.

### AWARD WINNERS – UNPLUGGED® *Salvia*

105 Awards including: Perfect Score All Season, Iowa State; Perfect Score All Season, Disney; Top Performer-Pollinators, Ohio State University; Top Performer, University of Laval; Top Performer, Les Exceptionelles

### Growing Tips for UNPLUGGED®

- Requires high light in production.
- Feed with 150-200ppm N. Using fertilizer high in ammonia can cause excessive vegetative growth and fewer flowers.
- Good water management practices are critical to healthy growth. Avoid overhead watering late in the day.
- Avoid saturated containers; grow slightly on the dry side.
- In growing group AB (see page 129).

**Notes:** A routine preventative fungicidal spray program is encouraged. This variety's compact early habit makes it perfect for smaller container production. Growth can be controlled using lower temperatures.

**For Unplugged Pink only:** Apply growth regulators as needed for height control; B-Nine® at 1,500 to 2,500 ppm should be effective.



UNPLUGGED® SO BLUE™  
*Salvia farinacea*™ G14251™ USPP32695 Can/PBRAAF  
36-61cm (14-24")

UNPLUGGED® Pink  
*Salvia*™ WNSVURPK™ USPP34160 Can/PBRAAF  
36-76cm (14-30")



# ROCKIN'® *Salvia*



Gardeners are looking for plants to draw in pollinators and salvias work like a charm. Hummingbirds are highly attracted to the extra-large flowers of Rockin' Deep Purple, Fuchsia and Blue Suede Shoes, while butterflies and bees enjoy Rockin' Playin' the Blues. Each member of this series is unique, but all share a refined habit and strong heat tolerance. They are spectacular in the landscape and make impressive thrillers in large containers.

## AWARD WINNERS – ROCKIN'® *Salvia*

277 Awards including: Excellent Rating, University Laval; Top Performer, University of Guelph; Perfect Score All Season, University of Minnesota; People's Choice, University of Georgia

### Growing Tips for ROCKIN'®

- Requires high light in production.
- Good air circulation and well-drained soil are important. Avoid saturated containers and grow slightly on the dry side.
- 150-200 ppm N. Be careful to not overfertilize. Using fertilizer high in ammonia can cause excessive vegetative growth and lack of flowers.
- Grow in 4.25 Grande™ for early season sales and in 1.0 Royale™ containers for bigger impact.
- Long days are beneficial for flowering.
- In growing group AB (see page 129).

**Notes:** A routine preventative broad spectrum fungicidal spray program is encouraged. Growth can be controlled using B-Nine® at 2500 to 3750 ppm or lower temperatures.

**Notes for ROCKIN'® Blue Suede Shoes, Deep Purple and Fuchsia:** Compact early habit is great for container production. Pinch at 1-2 weeks after transplant as needed.



ROCKIN'® PLAYIN' THE BLUES®  
*Salvia longispicata*  
*x farinacea* Balsalmispimi US29604  
61-122cm (24-48")

ROCKIN'® BLUE SUEDE SHOES™  
*Salvia* BBSAL01301 USPP32694 Can6573  
76-102cm (30-40")



ROCKIN'® FUCHSIA  
*Salvia* BBSAL00301 USPP30923 Can6296  
61-91cm (24-36")

ROCKIN'® Deep Purple  
*Salvia*\*\*\* USPPAF CanPBRAF  
61-91cm (24-36")



Angel Wings *Senecio candicans* Senaw USPP28830

# Angel Wings *Senecio candicans*



This head-turning succulent makes an outstanding centerpiece in containers and has fantastic impulse appeal at retail. Large, silky-textured, silvery white leaves grow quickly to form a substantial, upright clump. Like many felted silver plants, good drainage and abundant sunshine are important to achieving healthy, vigorous growth. Heat, drought and salt are all easily tolerated, and deer tend to pass it on by. We recommend offering this high demand variety in 1.0 Royale™ containers to achieve the proper price point. New this year.

### Growing Tips for Angel Wings

- High light in production is essential and will enhance the silvering of the foliage.
- Feed with 150-200 ppm N
- Allow the growing media to dry down between irrigations.
- Treat with a preventative broad spectrum fungicidal drench at time of liner planting.
- In growing group AB (see page 129).

Collection Top Seller

NEW

NEW

ANNUAL COLLECTION



# WHIRLWIND® *Scaevola aemula*

LANDSCAPE 🌿 20-36cm (8-14") Vigor: 3

For low maintenance color and season-long performance in the toughest conditions, choose Whirlwind. Their fan-shaped flowers may appear delicate, but these plants have their roots in rugged Western Australia bush country, so they thrive in heat, humidity and drought conditions. All four cultivars are well-branched and fill out containers fully. Their landscape performance is simply stellar.

### Growing Tips for *Scaevola*

- Requires high light in production.
- 150-200 ppm fertilizer.
- Prefers warmer production temperatures.
- Australian plants prefer to have little or no phosphorous added.
- Sensitive to cold temperatures but makes a great spring and summer sales item.
- In growing group BA (see page 129).

**Notes:** For all sizes of containers, pinch the liner 1-2 weeks after transplant; for containers larger than 6" and for hanging baskets, trim around the edge of the container as needed prior to spacing or hanging of the baskets. Sumagic® at 2-5 ppm has been effective at controlling growth.

### AWARD WINNERS

#### WHIRLWIND® *Scaevola*

121 Awards including: Excellent Rating, Disney Trials; Best of the Best, University of Georgia; Top Performer, Michigan State



WHIRLWIND® White  
*Scaevola aemula* 'Bony Whit' USPP20790 Can3851



WHIRLWIND® STARLIGHT™  
*Scaevola aemula* 'DSCAWINDST' USPP32689 CanPBRAF



WHIRLWIND® Pink  
*Scaevola aemula* 'DSCAIPBLS' USPPAF Can6311

Collection  
Top Seller



WHIRLWIND® Blue  
*Scaevola aemula* '\*\*\*' USPPAF CanPBRAF

# A-PEEL® *Thunbergia alata*

LANDSCAPE 🌿 152-244cm (5-8') Vigor: 4

Easier to handle than most rambunctious Thunbergias, these more restrained selections have an increased shelf life and sales window for growers and retailers. They are easy to recommend to customers looking to create a quick screen on patio trellises and chain link fences, and are excellent climbing components for combinations paired with other vigorous varieties. Requires a trellis in Royale™ containers.

### Growing Tips for A-PEEL®

- Prefers warmer production temperatures; avoid chilling.
- These plants are vigorous; monitor containers regularly to keep twining stems at bay.
- Do not use irrigation frequency to control plant size. Drying to the point of wilt will cause leaf burn and drop. Can be run a little dry but not to the point of wilt.
- Scout for spider mites and whiteflies, especially when held for long periods before sale.

- It is suggested that a 12-18" high trellis that attaches to the edge of the Royale (1 GL) container be used to provide climbing support and added value.
- 200-250 ppm fertilizer for optimal growth
- In growing group CB (see page 129).

**Notes:** Treat with a preventative broad spectrum fungicidal drench 1-2 weeks after transplant. Pinch 7-10 days after transplant. An additional 1-2 pinches may be needed for larger pot sizes. B-Nine may be used at 1500-2500ppm two weeks after transplant. Bonzi is also effective. Check manufacturer label for approved rates and usage recommendations.

### AWARD WINNERS – A-PEEL® *Thunbergia*

116 Awards including: Top Performer, University of Minnesota; Top Performer, University of Guelph; Best of Breed, NC State; Perfect Score All Season, Michigan State University; Top Performer, Les Exceptionnelles



Trellis available for co-ex and injection containers produced by HC/Dillen.



Lemon A-PEEL®  
*Thunbergia alata* 'Lemon Star' USPP14371

Tangerine Slice A-PEEL®  
*Thunbergia alata* 'DL1501' USPP30215 Can6078

Orange A-PEEL®  
*Thunbergia alata* 'Orange Wonder' USPP14767

Coconut A-PEEL®  
*Thunbergia alata* 'Volthu5327' USPPAF CanPBRAF



# CATALINA® *Torenia*



Catalina *Torenia* will make a colorful addition to your shade collection, as they thrive and bloom in any amount of sunlight. They make great fillers in combination containers and work well in landscapes too. An extra helping of heat tolerance and oversized blossoms add to their appeal.

CATALINA® Pink Improved *Torenia* \*\*\* USPPAF CanPBRAF

We've improved this shade garden essential in numerous impactful ways. First, you'll find that it bears larger, self-cleaning, uniform pink flowers. Increased vigor and flower production result in more blooms on each plant that is quicker to fill out the pot. Improved early season performance makes it easier to use in spring recipes. An improvement not to be missed!

### AWARD WINNERS – CATALINA® *Torenia*

79 Awards including: Top Pick, Dallas Arboretum; Best Old Variety, University of Tennessee; Top Performer, University of Wisconsin; Top Performer In-Ground and Containers, Kansas State University

IMPROVED

### Growing Tips for CATALINA®

- Prefers warmer production temperatures; cold, wet conditions can slow growth.
- Light shade is best for optimal growth.
- 200 ppm fertilizer.
- Application of Florel® delays flowering 8-10 weeks.
- Catalinas are best for 4" production.
- In growing group CB (see page 129).

*Notes:* For all sizes of containers, pinch the liner 1-2 weeks after transplant; for containers larger than 6" and for hanging baskets, trim around the edge of the container as needed prior to spacing or hanging of the baskets. Should not need PGRs, as they are naturally compact.



CATALINA® White Linen  
*Torenia* <sup>Dancat5153</sup> USPP19997  
20-41cm (8-16")

CATALINA® Midnight Blue  
*Torenia* <sup>Dancat911</sup> USPP17678 Can2815  
20-41cm (8-16")

Collection  
Top Seller

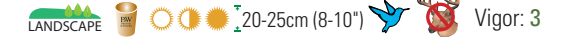
CATALINA® GILDED GRAPE™  
*Torenia* <sup>Dancat266</sup> USPP20242 Can3904  
20-41cm (8-16")

CATALINA® GRAPE-O-LICIOUS™ *Torenia*  
20-30cm (8-12")

CATALINA® Pink Improved *Torenia* \*\*\* USPPAF CanPBRAF  
20-30cm (8-16")

IMPROVED

# SUMMER WAVE® *Torenia*



Synonyms for Summer Wave varieties include *fast*, *easy*, and *versatile*. Great as groundcovers, fantastic in window boxes and hanging baskets, and the ideal choice as spillers in containers, their deep, dark flower colors look amazing against a background of silver or lime green foliage plants.

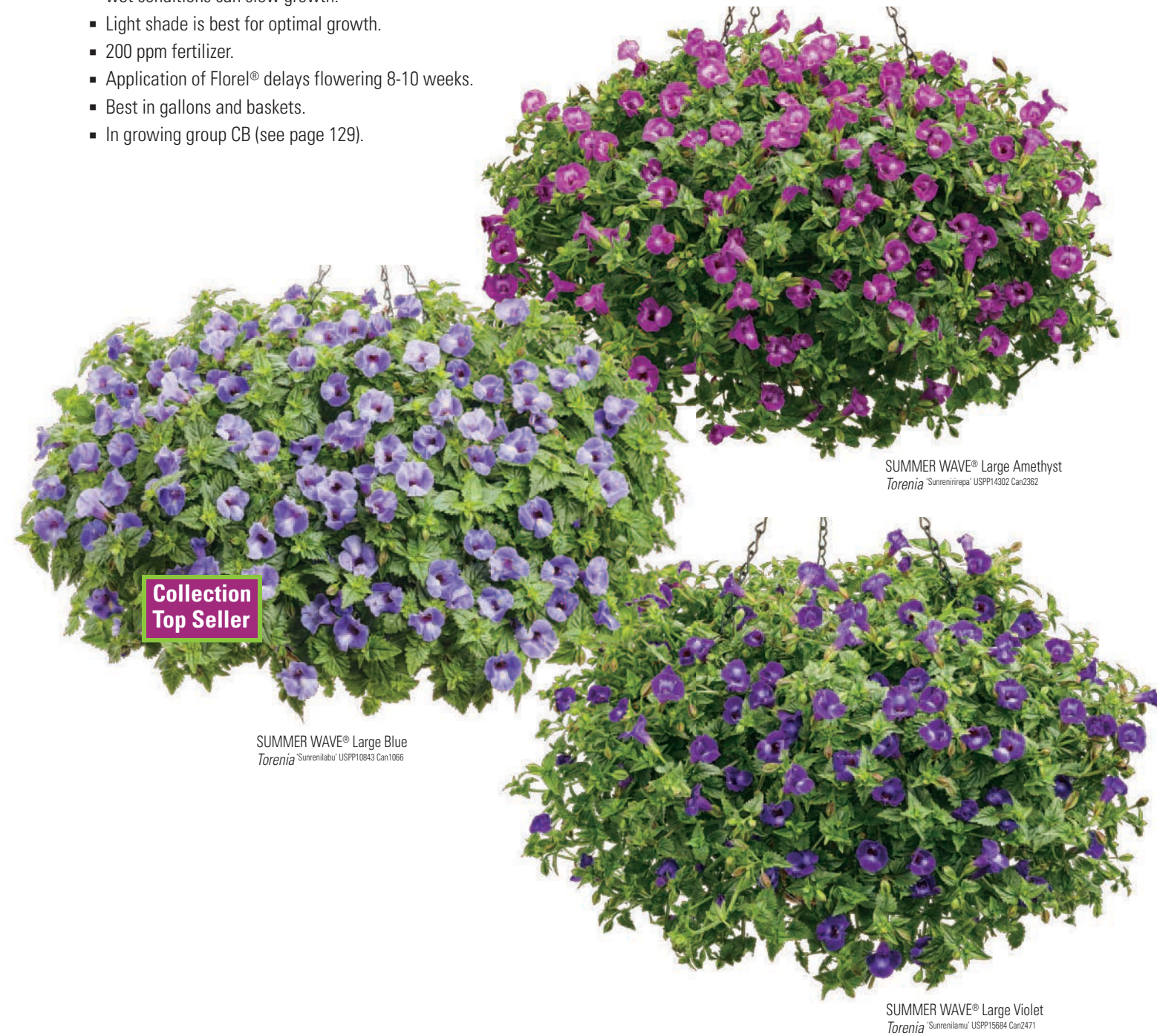
### Growing Tips for SUMMER WAVE®

- Prefers warmer production temperatures; cold, wet conditions can slow growth.
- Light shade is best for optimal growth.
- 200 ppm fertilizer.
- Application of Florel® delays flowering 8-10 weeks.
- Best in gallons and baskets.
- In growing group CB (see page 129).

*Notes:* For all sizes of containers, pinch the liner 1-2 weeks after transplant; for containers larger than 6" and for hanging baskets, trim around the edge of the container as needed prior to spacing or hanging of the baskets. 10-15 Sumagic® spray is effective on Summer Wave.

### AWARD WINNERS – SUMMER WAVE® *Torenia*

23 Awards including: Exceptional Performer, University of Florida; Best of Species, Penn State; Top Performer, Missouri Botanic Garden



Collection  
Top Seller

SUMMER WAVE® Large Blue  
*Torenia* <sup>Sunrenilabu</sup> USPP10843 Can1066

SUMMER WAVE® Large Amethyst  
*Torenia* <sup>Sunrenirepa</sup> USPP14302 Can2362

SUMMER WAVE® Large Violet  
*Torenia* <sup>Sunrenilamu</sup> USPP15604 Can2471



NEW

IMPROVED

# SUPERBENA® *Verbena*

LANDSCAPE  15-30cm (6-12")   Vigor: 3

Screened and selected for their robust vigor, large flower clusters and exceptional resistance to powdery mildew, you won't find better verbenas than Superbena. They present beautifully in 4.25 Grande™ containers, are essential components of dynamic container recipes, and make a colorful groundcover.

## SUPERBENA® Cherryburst Improved *Verbena* \*\*\*\* USPPAF CanPBRAF

We've upgraded this popular patterned verbenas with a selection that exhibits greater vigor and forms a larger plant that matches others in the series. Fun clusters of cherry red and peach striped flowers appear all season without deadheading. Though we always select for stable patterns, there is likely to be some slight mutation with this selection. It is not harmful to the plant but can be removed if desired. New this year.

## SUPERBENA® PINK CASHMERE™ *Verbena* \*\*\*\* USPPAF CanPBRAF

A favorite in our trials, this pastel pink selection captured our attention with its delicate pink color, extremely vigorous growth, and huge umbels that rival Superbena Whiteout™ in size. It runs toe to toe with other vigorous annuals in container recipes. Mounded trailing plants produce loads of continuous blooms all season without deadheading. New this year.

### Growing Tips for SUPERBENA®

- Upon planting, water in the liners without saturating the soil. Allow the soil to stay relatively dry for the first 7-10 days to establish a strong root system.
- High light in production is essential.
- 150-200 ppm fertilizer.
- Preventive fungicides recommended one week after transplant.
- Low pH and severe dry down can cause iron toxicity if supplemental iron has been applied.
- The easiest Superbena to grow in smaller containers are the more compact Superbena Royale varieties.
- In growing group BB (see page 129).

**Notes:** For all sizes of containers, pinch the liner 1-2 weeks after transplant; for containers larger than 6" and for hanging baskets, trim around the edge of the container as needed prior to spacing or hanging of the baskets. Lower temperatures or PGRs can be used to control growth. Either a light spray of Sumagic® at 5 ppm or a 2-5 ppm drench of Bonzi® is effective.

### AWARD WINNERS – SUPERBENA® *Verbena*

470 Awards including: Superior Rating, Penn State; Exceptional Performer, University of Florida; Superior Rating, Disney Trials; Top Performer, Colorado State University; Top Performer, Les Exceptionnelles



SUPERBENA® Cherryburst Improved *Verbena* \*\*\*\* USPPAF CanPBRAF

SUPERBENA® PINK CASHMERE™ *Verbena* \*\*\*\* USPPAF CanPBRAF

## Superbena®



SUPERBENA® Cherryburst Improved *Verbena* \*\*\*\* USPPAF CanPBRAF

SUPERBENA® COBALT™ *Verbena* \*\*WVESBIB USPP34099 CanPBRAF

SUPERBENA® Large Lilac Blue *Verbena* USBENAL11 USPP14854 Can1827

SUPERBENA® Peachy Keen *Verbena* RIKAV36504 USPP23063 Can5786



SUPERBENA® PINK CASHMERE™ *Verbena* \*\*\*\* USPPAF CanPBRAF

SUPERBENA® Pink Shades *Verbena* USBENAL20 USPP14876 Can1829

SUPERBENA® Raspberry *Verbena* RIKAV45801 USPP30899 Can6299

SUPERBENA® Red *Verbena* RIKAV44101 USPP30962 Can6297



SUPERBENA® Scarlet Star *Verbena* RIKAV44501 USPP30898 Can6298

SUPERBENA® Stormburst *Verbena* RIKAV18302M USPP29640

SUPERBENA® Violet Ice *Verbena* RIKAV18302 USPP25396 Can4786

SUPERBENA® WHITEOUT™ *Verbena* RIKAV1832M3 USPP30897 Can6301

## Superbena Royale®



SUPERBENA ROYALE® Iced Cherry *Verbena* INVEBROICH USPP23218 Can4587

SUPERBENA ROYALE® Plum Wine *Verbena* RIKAV14704 USPP25395 Can4785

SUPERBENA ROYALE® Romance *Verbena* RIKAV38602 USPP23013 Can5787

## Superbena Sparkling®



SUPERBENA SPARKLING® Amethyst *Verbena* DVERBINPR USPP32788 Can6492

SUPERBENA SPARKLING® Rosé *Verbena* RIKAV52102 USPP32683



## Top-Selling Superbena

Here's how they rank in terms of liners sold in Canada.

- Superbena® Whiteout™
- Superbena® Peachy Keen
- Superbena® Red
- Superbena Cobalt™ (formerly Imperial Blue™)
- Superbena Sparkling® Amethyst
- Superbena Royale® Plum Wine
- Superbena Sparkling® Rosé
- Superbena Royale® Romance
- Superbena® Stormburst
- Superbena® Violet Ice
- Superbena® Raspberry
- Superbena Royale® Iced Cherry
- Superbena® Cherryburst
- Superbena® Pink Shades
- Superbena® Large Lilac Blue
- Superbena® Scarlet Star

## Verbena Photoperiod Response

An independent trial conducted in a controlled environment revealed the following timing for Verbena. It is applicable for growers worldwide.

Less than 12 hours (Day Neutral Response)
Superbena Royale® Plum Wine
Superbena® Cobalt™
Superbena Sparkling® Amethyst
Superbena® Pink Cashmere™
Superbena® Cherryburst Improved
Flowers best over 12 hours (Facultative Long-day Response)
Superbena® Peachy Keen
Cake Pops® Purple
Superbena Royale® Romance
Superbena® Red
Superbena® Scarlet Star
Superbena Sparkling® Rosé
Superbena® Pink Shades
Cake Pops® Pink
Needs more than 13 hours (Obligate Long-day Response)
Superbena® Whiteout™
Superbena® Raspberry
Superbena® Large Lilac Blue
Superbena Royale® Iced Cherry
Superbena® Violet Ice
Superbena® Stormburst

## METEOR SHOWER®

*Verbena bonariensis*



An updated look for the species, Meteor Shower® has a more compact, dense and vigorous growth habit which equates to more manageable and attractive plants as a flowering thriller in finished containers and massed in the landscape. And since the plants set little seed, it won't spread around the garden like most Verbenas of this type.

### Growing Tips for METEOR SHOWER®

- High light levels are required in production.
- 150-200 ppm fertilizer for optimum growth.
- Good air circulation, water management practices, control of humidity, and good sanitation practices are critical.
- This plant sets little viable seed.
- In growing group BB (see page 129).

**Notes:** Pinch at 1-2 weeks after transplant if needed. To hold a crop for later delivery, an additional pinch or trim can be applied. Treat with a preventative broad spectrum fungicidal drench at 1-2 weeks after transplant. Scout crops regularly (at least once a week) for disease development.

### AWARD WINNER –

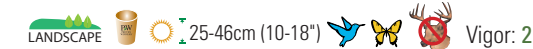
#### METEOR SHOWER® Verbena

48 Awards including: Top Performer, Colorado State University; Top Performer, University of Minnesota-Morris; People's Pick, Texas A&M; Top Performer, Les Exceptionelles; Top Performer, University of Laval



METEOR SHOWER®  
*Verbena bonariensis* <sup>INVEBPJTOW</sup> USPP27722 Can15507

## CAKE POPS® *Verbena rigida*



This unique line of verbena fills a need for drought tolerant, deer resistant, low maintenance plants used in municipal plantings and public gardens nationwide. This species is ideal for hot, humid climates since it won't cycle out of bloom in extreme heat. Semi-upright, spreading plants bear clusters of pastel-colored blossoms at the tips of each stem and attract pollinators all summer long.

CAKE POPS® Pink *Verbena rigida* <sup>WNVCEPPK</sup> USPP34382 CanPBRAF

Produces light pink flower clusters and blooms best under longer days.

CAKE POPS® Purple *Verbena rigida* <sup>WNVCEPPUR</sup> USPP34411 CanPBRAF

Produces lavender purple flower clusters and is daylength neutral.

### Growing Tips for CAKE POPS®

- High light levels are required in production.
- Good air circulation and water drainage are important; use well-drained growing media.
- Upon planting, water in the liners without saturating the soil. Allow the soil to stay relatively dry for the first 7-10 days to establish a strong root system.
- Feed with 150-200ppm N
- In growing group BB (see page 129).

**Notes:** Treat with a preventative broad spectrum fungicidal drench 1-2 weeks after transplant. Production trials using Configure® to finish have been very effective. Apply at 2400ppm two weeks after transplant. One week following that application, pinch plants to reduce internodal stretch. Two weeks after pinching, make a second application of Configure® at 2400ppm. Apply PGRs as needed to control height. Either a light spray of Sumagic® at 5ppm or a 1-2ppm drench of Bonzi® can be applied to control growth. Scout crop regularly for disease development.

### AWARD WINNERS – CAKE POPS® Verbena

16 Awards including: Perfect Score, Iowa State; Top Performer, Penn State; Best of Breed, NC State; Top Performer, Young's Plant Farm



CAKE POPS® Pink  
*Verbena* <sup>WNVCEPPK</sup> USPP34382 CanPBRAF

CAKE POPS® Purple  
*Verbena* <sup>WNVCEPPUR</sup> USPP34411 CanPBRAF



## Recommended replacements for dropped annual varieties for 2024

DROPPED VARIETY	RECOMMENDED REPLACEMENT
ARTIST® Pearl <i>Ageratum</i>	ARTIST® Blue <i>Ageratum</i>
ANGELFACE® Steel Blue <i>Angelonia</i>	ANGELFACE® Blue <i>Angelonia</i>
SUPERBELLS® Blue <i>Calibrachoa</i>	SUPERBELLS® Blue Improved <i>Calibrachoa</i>
SUPERBELLS® Pink <i>Calibrachoa</i>	SUPERBELLS® Pink Improved <i>Calibrachoa</i>
LADYBIRD® Lemonade <i>Calyophus</i>	LADYBIRD® Sunglow <i>Calyophus</i>
TOUCAN® Scarlet <i>Canna</i>	TOUCAN® Scarlet Improved <i>Canna</i>
GRACEFUL GRASSES® Toffee Twist <i>Carex</i>	No replacement available
FAIRY DUST® Pink <i>Cuphea</i>	DIAMOND FROST® <i>Euphorbia</i>
HEAT IT UP® Scarlet <i>Gaillardia</i>	SUNCREDIBLE® SATURN™ <i>Helianthus</i>
HEAT IT UP® Yellow <i>Gaillardia</i>	SUNCREDIBLE® Yellow <i>Helianthus</i>
INFINITY® Blushing Crimson <i>Impatiens</i>	No replacement available
INFINITY® Blushing Lilac <i>Impatiens</i>	No replacement available
INFINITY® Cherry Red <i>Impatiens</i>	No replacement available
INFINITY® Lavender <i>Impatiens</i>	No replacement available
INFINITY® Light Purple <i>Impatiens</i>	No replacement available
INFINITY® Orange <i>Impatiens</i>	No replacement available
INFINITY® Pink <i>Impatiens</i>	No replacement available
INFINITY® Red <i>Impatiens</i>	No replacement available
INFINITY® Salmon <i>Impatiens</i>	No replacement available
INFINITY® White <i>Impatiens</i>	No replacement available
Blackie <i>Ipomoea</i>	Sweet Caroline JET BLACK™ <i>Ipomoea</i>
Sweet Caroline Sweetheart Red <i>Ipomoea</i>	Sweet Caroline Sweetheart MAHOGANY™ <i>Ipomoea</i>
MOONLIGHT KNIGHT® <i>Lobularia</i>	WHITE KNIGHT® <i>Lobularia</i>
SUNSATIA® Coconut <i>Nemesia</i>	SUNSATIA® Coconut Improved <i>Nemesia</i>
SUPERTUNIA® BERMUDA BEACH® <i>Petunia</i>	SUPERTUNIA® BERMUDA BEACH® Improved <i>Petunia</i>
SUPERTUNIA MINI VISTA® Sangria <i>Petunia</i>	SUPERTUNIA MINI VISTA® Sweet Sangria <i>Petunia</i>
MACHU™ Morado <i>Petunia</i>	AUGUSTA™ Lavender <i>Heliotropium</i>
SNOWSTORM® GLACIER BLUE™ <i>Sutera</i>	SAFARI™ Sky <i>Jamesbrittenia</i>
SNOWSTORM® Pink <i>Sutera</i>	SNOWSTORM® Rose <i>Sutera</i> or SAFARI™ Dawn <i>Jamesbrittenia</i>
CATALINA® Pink <i>Torenia</i>	CATALINA® Pink Improved <i>Torenia</i>
SUPERBENA® Coral Red <i>Verbena</i>	SUPERBENA® Red <i>Verbena</i>
SUPERBENA ROYALE® Cherryburst <i>Verbena</i>	SUPERBENA® Cherryburst Improved <i>Verbena</i>